

# Fluted Roller

## Linear Pendant

The Fluted Roller features a scolloped solid timber body. The fluted effect creates interesting timber grain detail, and defined highlights and shadows. Minimal LED strip lighting is recessed into the bottom of the timber piece, creating a detail rich minimal pendant light. Crafted in QLD, Australia.

### Technical Details


Dimensions	43mm dia
Material	Solid Hardwood, Aluminium, Opal Acrylic, Integral LED Lighting
Voltage	24V DC
CRI	90
Wattage	19.2W per metre
Lumens	750lm per metre
Install	Installed with a remote driver. Must be installed by a licensed electrician.
Dimming	Phase Cut (Universal Dimming) Other dimming types on request
Warranty	3 Years



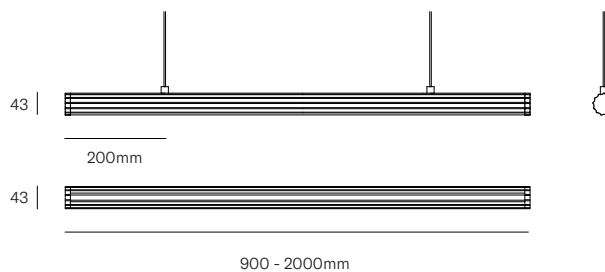
### Create a Custom Pendant

Pendant	Fluted Roller	FR
Timber	Victorian Ash Spotted Gum Tasmanian Blackwood White Oak Custom	VA SG TB WO C
Length	900mm 1200mm 1500mm 1800mm 2000mm Custom	L90 L12 L15 L18 L20 (_m)
Gripper Colour	White Black Solid Brass Sandblasted Aluminium Stainless Steel Custom	G1 G2 G3 G4 G5 G6
LED Colour Temperature	2700K Warm White 3000K Bright Warm White 4000K Cool White	27K 3K 4K
Dimming Type	Phase Cut DALI	PH DD
Ceiling Plate	Small Plate Ø76 Large Plate Ø106 Canopy Ø80	76 106 80
Ceiling Plate Colour	White Black	W B
Cable Colour	Silver Black White	SC BC WC
Drop Length	1.5m Standard Custom	1.5m _m

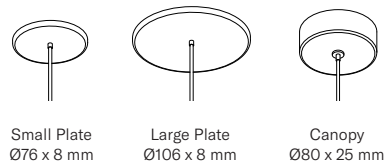
### Timber



### Dimensions



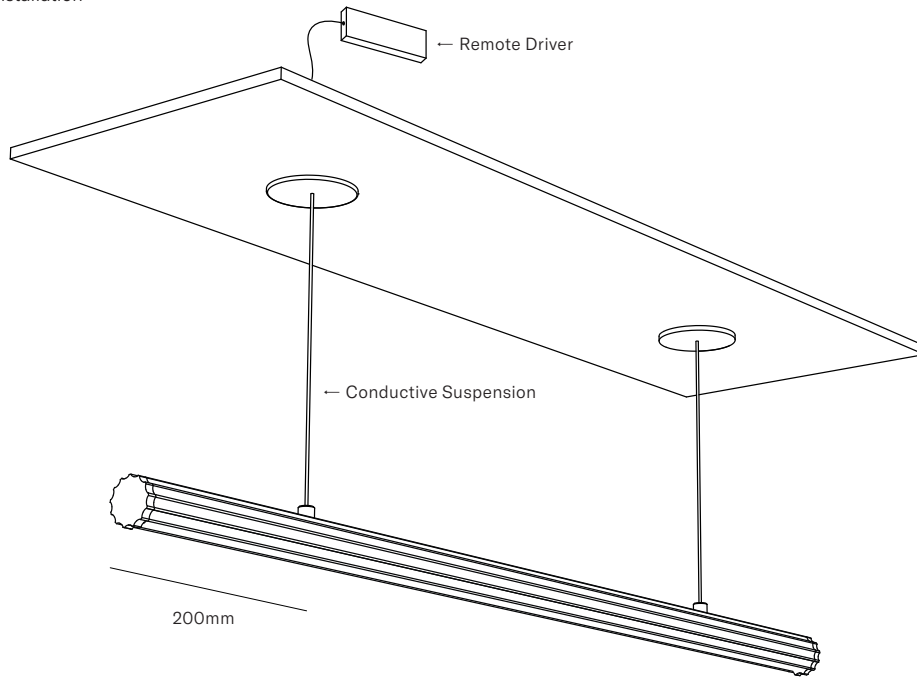
### Ceiling Plate



# Fluted Roller

## Linear Pendant

### Installation

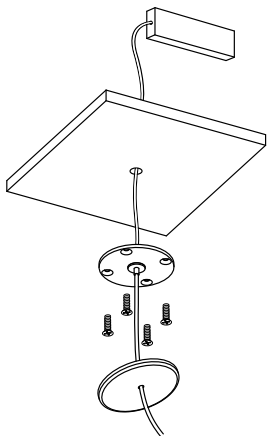


### Installation Notes:

All height adjustments are on the ceiling plate, do not adjust the cable at the gripper (fixed to the timber).

The grub screw at the gripper barrel is not to be adjusted. Adjusting this component can damage the power cable, and void the warranty.

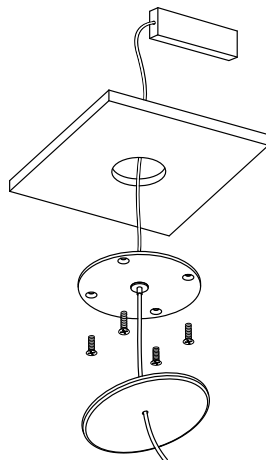
### Ceiling Plate Details



Small Plate  
Ø76 x 8mm

Suitable for full ceiling access to place the remote driver from above.

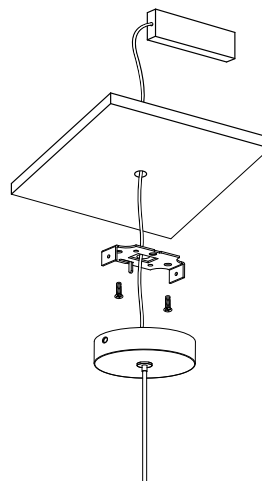
Cutout hole: 10-20mm



Large Plate  
Ø106 x 8mm

Suitable for limited ceiling access to place the remote driver from below.

Cutout hole: 60mm



Canopy  
Ø80 x 25mm

Suitable for full ceiling access to place the remote driver from above.

Cutout hole: 10-20mm

\*Please advise if the installation is on a pitched ceiling.

A flexible knuckle will be provided on the ceiling plate for this installation.