

Experience vibrant, true-to-life colours with our Backlit LED Panel, boasting a CRI of 98, R9 of 97, and IP54 protection from below.

Designed to meet UGR19 compliance, it provides comfortable, glare-free lighting ideal for various environments.

Customize your illumination with selectable output settings, and enjoy a sleek design that complements any space while delivering precise, adaptable lighting.



## Mechanical

Installation	T-Rail
Housing Material	Aluminium
Lens Material	Microprismatic
Ingress Protection (below)	IP54
Ingress Protection (above)	IP44
Dimensions	1195 x 295 x 32mm
Weight	2.4kg

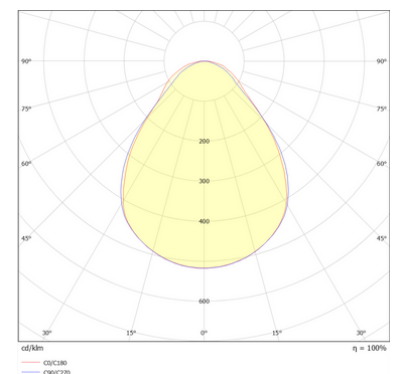
## Electrical

Driver Included	Yes
Driver Brand	Osram
Driver Life	100,000hrs
Voltage Input	230V AC


## Light Source

LED Manufacturer	Lumileds
LED Series	LUXEON 2835 HE
Colour Rendition (CRI)	Ra 98
R9 Value	97
Colour Consistency	SDCM 2
Cyanosis Observation Index (COI)	0.571
Lifetime (17K)	L90 B10 51,000hrs
Lifetime (17K)	L80 B10 102,000hrs

\*Lifetime based on TM-21 reported method only



CASAMBI DALI 2



## Luminaire Options

Size	Code	CCT	Code	Colour	Code	Control	Code	Drive current	Code
1195x295mm	123	2700K	927	White	W	Non-Dim	N	700mA	700
		3000K	930	Black	B	DALI	D		
		3500K	935	Custom	C	Casambi	C		
		4000K	940						

Refer to outputs table for full list of available settings

## Code Generation

	Luminaire	Size	CCT	Colour	Control	Drive current
Code	GL	123	940	W	N	700
Requirements	Galactic	1195x295	4000k	White	Non-Dim	700mA

Complete code = GL-123-940-W-N-700

\* Standard stocked versions = 4000K, white, non-dim & DALI



## Lumen Output Settings

Drive Current	Wattage	Lum. lumens	lm/W
700mA	26.3W	2933lm	111.5lm/W
750mA	28.1W	3127lm	111.3lm/W
800mA	30.0W	3323lm	110.8lm/W
850mA	32.0W	3513lm	109.8lm/W
900mA	34.0W	3708lm	109.1lm/W
950mA	35.8W	3888lm	108.6lm/W
1000mA	37.7W	4066lm	107.9lm/W
1050mA	39.4W	4216lm	107.0lm/W

\*Based on 4000K

## Drivers

<b>Non-Dim</b>	Osram IT FIT 40	Supplied with NZ flex & plug	Set prior to dispatch & Dipswitch adjustable on site if required
<b>DALI</b>	Osram IT DALI 42	Supplied with NZ flex & plug	Set prior to dispatch & Dipswitch adjustable on site if required
<b>Casambi</b>	Osram OT WI 40	Supplied with NZ flex & plug	Drive current set via NFC, set prior to dispatch

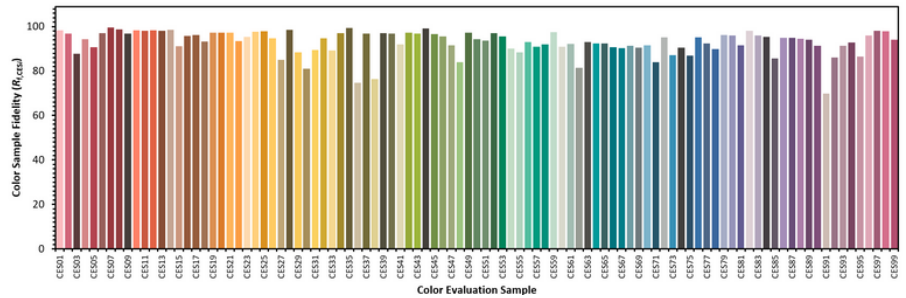
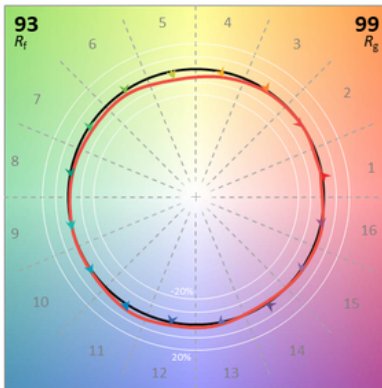
\*Driver to be placed above insulation

## Seismic Restraints



Fold out hook to go over T-Rail runners, including hole for screw fixing to the T-rail ceiling or attaching wire restraint to structure above.  
x6 hook's preinstalled on luminaire.

## Colour Performance



## Accessories

Mounting	Black	White
Surface Mount	GL-SM-123-B	GL-SM-123-W
Recessed plaster ceiling	GL-PF-123-B	GL-PF-123-W

## Other Sizes

595x295mm	GL-63
595x595mm	GL-66
1195x595mm	GL-126