

Experience vibrant, true-to-life colours with our Backlit LED Panel, boasting a CRI of 98, R9 of 97, and IP54 protection from below.

Designed to meet UGR19 compliance, it provides comfortable, glare-free lighting ideal for various environments.

Customize your illumination with selectable output settings, and enjoy a sleek design that complements any space while delivering precise, adaptable lighting.

Mechanical

Installation	T-Rail
Housing Material	Aluminium
Lens Material	Microprismatic
Ingress Protection (below)	IP54
Ingress Protection (above)	IP44
Dimensions	595 x 595 x 32mm
Weight	2.4kg

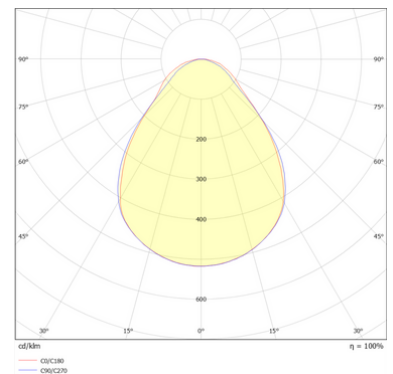
Electrical

Driver Included	Yes
Driver Brand	Osram
Driver Life	100,000hrs
Voltage Input	230V AC


Light Source

LED Manufacturer	Lumileds
LED Series	LUXEON 2835 HE
Colour Rendition (CRI)	Ra 98
R9 Value	97
Colour Consistency	SDCM 2
Cyanosis Observation Index (COI)	0.571
Lifetime (17K)	L90 B10 51,000hrs
Lifetime (17K)	L80 B10 102,000hrs

*Lifetime based on TM-21 reported method only



CASAMBI DALI 2



Luminaire Options

Size	Code	CCT	Code	Colour	Code	Control	Code	Drive current	Code
595x595mm	66	2700K	927	White	W	Non-Dim	N	700mA	700
		3000K	930	Black	B	DALI	D		
		3500K	935	Custom	C	Casambi	C		
		4000K	940						

Refer to outputs table for full list of available settings

Code Generation

	Luminaire	Size	CCT	Colour	Control	Drive current
Code	GL	66	940	W	N	700
Requirements	Galactic	595x595	4000k	White	Non-Dim	700mA

Complete code = GL-66-940-W-N-700

* Standard stocked versions = 4000K, Black & white, non-dim & DALI



Lumen Output Settings

Drive Current	Wattage	Lum. lumens	lm/W
450mA	17.4W	1888lm	108.5lm/W
500mA	19.3W	2079lm	107.7lm/W
550mA	21.1W	2267lm	107.4lm/W
600mA	23.0W	2459lm	106.9lm/W
650mA	24.9W	2651lm	106.5lm/W
700mA	25.4W	2791lm	109.9lm/W
750mA	27.5W	3000lm	109.1lm/W
800mA	29.3W	3178lm	108.5lm/W
850mA	31.1W	3354lm	107.8lm/W
900mA	33.1W	3546lm	107.1lm/W
950mA	34.8W	3707lm	106.5lm/W
1000mA	36.5W	3872lm	106.1lm/W
1050mA	38.9W	4084lm	105.0lm/W

*Based on 4000K

Drivers

Non-Dim	Osram IT FIT	Supplied with NZ flex & plug	Set prior to dispatch & Dipswitch adjustable on site if required
DALI	Osram IT DALI	Supplied with NZ flex & plug	Set prior to dispatch & Dipswitch adjustable on site if required
Casambi	Osram OT WI	Supplied with NZ flex & plug	Drive current set via NFC, set prior to dispatch

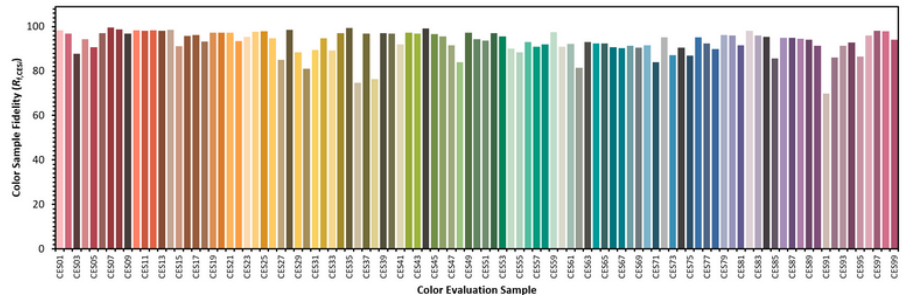
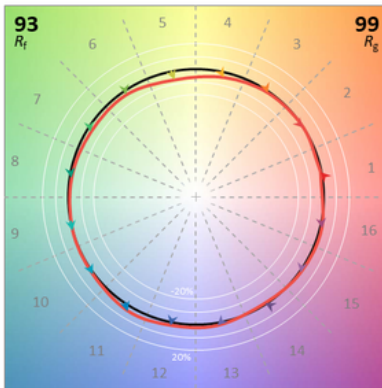
*Driver to be placed above insulation

Seismic Restraints



Fold out hook to go over T-Rail runners, including hole for screw fixing to the T-rail ceiling or attaching wire restraint to structure above.
x4 hook's preinstalled on luminaire.

Colour Performance



Accessories

Mounting	Black	White
Surface Mount	GL-SM-66-B	GL-SM-66-W
Recessed plaster ceiling	GL-PF-66-B	GL-PF-66-W

Other Sizes

295x595mm	GL-63
1195x295mm	GL-123
1195x595mm	GL-126